



**OLL SCHOOL BOARD MEETING**

**DATE: Thursday, May 15, 2025**

**Location: Our Lady of the Lake Parish, Fireside Room**

**Link: No Link**

**Dial In: No Dial In**

**MEMBERS:**

V - Brian Govern (chair/finance)	P	V- Meggie Humphrey (at large)	P	Fr. Peter Richards (pastor)	
V- Gretchen Chilson (secretary/education)	P	V- Claudia Thode (at large)		Becky Kennedy (principal)	
V- Tom Herr (technology)	A	Nancy Erdman (faculty rep)		Amanda Moodie (dir of enrollment)	P
V- Ginger Skaja (education)	P	Meaghan Rasset (faculty rep)		V- Allyse Rodgers (Finance)	P
V- Kassie Ricke (marketing)		Kate Spangenberg (faculty rep)	P		
V- Talia Hindi (marketing)	P	Steve Boatright (parish council)			
Katy Miller (PTO Liaison)				<b><i>P = Present, A = Absent, * = Proxy</i></b>	

**School Update - Becky**

- Opening Prayer - Brian
- ~~Approve April Minutes.~~
- 
- School Update - Becky

## **Events**

May has been and continues to be exciting at school.

This week

1. Hosted a canoe build for 6th - 8th graders
2. Hosted the Bike Rodeo
3. Middle school Choir and 4th - 8th grade band concerts
4. Preschool alphabet fashion show

Last week

5. Celebrated our staff with teacher appreciation week

Still to come

6. Middle school students signing at Twins Game(May 20th)
7. Preschool and k-8 track and field days
8. Bishop Kenney mass
9. Graduation

## **School Board Elections**

We are thrilled to welcome our newly elected School Board members:

**Raiya Larson** (Marketing), **Amy Roloefs** (Fundraising), and **Allyse Rogers** (Finance). We are excited for the passion and fresh perspectives they bring to the board. Additionally, we're delighted that **Gretchen Chilson** (Education) will be returning for another two-year term—thank you for your continued commitment! They will join the board starting in July.

## **Generation Day - April 25th**

We hosted a highly successful Generation Day this spring, welcoming over 150 guests to our campus. This annual event is a beloved tradition that serves both as a student engagement opportunity and a "friends-raising" initiative, strengthening the bond between our school and the extended families who support our mission.

As a follow-up, each guest receives a mailed photograph taken with their student, along with a thank-you card from me. This simple but heartfelt gesture reinforces our appreciation for their presence and the important role they play in our students' lives.

**Book Fair Success**In conjunction with Generation Day, we also held our Spring Book Fair, which was a tremendous success. The event raised over \$2,000 in Scholastic Dollars, which will be used by teachers to update classroom libraries and purchase new instructional materials. This is a valuable boost to our academic resources and a direct investment in student learning.

## **Gala**

Thanks to the exceptional work of our Gala Committee, who truly *knocked it out of the park*, the event raised nearly \$155,000! This incredible total includes:

- Ticket sales
- Cash donations
- Silent auction
- Dessert and live auction

- Over \$54,000 raised for our Fund-A-Need initiative

And the momentum is still growing—we anticipate additional contributions through corporate matching gifts in the coming months.

While final expenses are still being reconciled, this preliminary total reflects the extraordinary dedication of our community and the power of collective support. It's not just about numbers—it's about what those numbers represent: opportunity, access, and excellence in Catholic education. We surpassed our \$60,000 goal!

Beyond the financial achievements, the Gala served as a joyful celebration of the OLL community. The evening was made possible by the time, talent, and generosity of hundreds of supporters, including:

- Committed volunteers
- Event sponsors
- Local bakeries across the Twin Cities who donated desserts for our popular Dessert Auction
- Donors of silent and live auction items, flower arrangements, décor, and more

The event was marked by spirited bidding, generous pledges, and a deep sense of connection. Whether through attending, bidding, playing games, contributing to Fund-A-Need, or making a donation—every act of support made a difference.

This year's Gala will have a **meaningful and lasting impact** on our school. The funds raised support both immediate needs and long-term investments in student experience, classroom resources, and the continued excellence of our programs.

To build on this momentum, we've launched two **new post-event surveys**:

- One for **Gala attendees** -[LINK FOR GALA SURVEY](#)
- One for **OLL parents**, including those who did not attend

These surveys are designed to gather feedback on the event experience, communication, accessibility, and ideas for improvement. This input will be reviewed by the Gala Committee and leadership team as we begin planning for next year, with the goal of making future events even more inclusive, impactful, and aligned with our community's needs.

Check out the photographs from this year! Click this link --> [LINK FOR GALA PHOTOS](#)

### **Virtues In Practice(VIP)**

Students are focusing on the virtue of Fortitude

### **NWEA MAP Assessment**

<b>Spring NWEA MAP Growth Grade Level Average RIT Scores</b>									
Reading	K	1	2	3	4	5	6	7	8
OLL	163	177	189	197	210	215	222	223	226
Nation	153	171	186	197	205	211	215	218	222

Math	K	1	2	3	4	5	6	7	8	
OLL		165	181	197	205	219	220	226	236	238
Nation		157	176	189	201	211	219	223	227	230
Language Usage	K	1	2	3	4	5	6	7	8	
OLL		X	X	194	204	213	214	222	224	229
Nation		X	X	188	198	205	210	214	217	219
Science	K	1	2	3	4	5	6	7	8	
OLL Average		X	X	X	X	X	213	218	214	220
Nation Average		X	X	X	X	X	206	209	211	213

#### 24-25 School Year % 50% is national average

Subject	Fall %	Winter %	Spring %
Reading	63	64	65
LA Usage(2-8)	62	63	66
Math	68	64	65
Science (5-8)	71	NA	74

The **Overall School Average Percentile Scores** for the 2024–2025 School Year NWEA MAP Assessments. These scores represent the average percentile rank of OLL students compared to national norms, where **50% is the national average** based on a bell curve distribution.

#### Overall Summary

OLL's Spring NWEA MAP Growth results demonstrate:

- **Strong academic achievement** across all subjects
- **Consistent growth** from fall to spring
- **Above-national-average performance** in every domain
- **Skill development that extends beyond content knowledge**, especially in science and language application

What's especially important to highlight is that success in the NWEA Science assessment doesn't focus on memorization of scientific facts. Instead, it measures students' ability to:

- Interpret data
- Analyze patterns
- Think critically
- Apply scientific reasoning to solve real-world problems

These are life skills that extend far beyond the classroom, and we are especially proud of how well our students are developing in these areas. Their success in science reflects their readiness to approach complex problems thoughtfully and analytically—an essential foundation for future learning and responsible citizenship.

We are proud of our students' hard work, our teachers' dedication, and our families' continued partnership. The strong academic outcomes reflect our continued commitment to educational excellence and data-informed instruction. We will use these insights to further target instructional supports, enhance differentiated instruction opportunities, and maintain our trajectory of growth.

These results affirm that OLL is preparing students not just to meet academic benchmarks—but to **thrive as critical thinkers, problem solvers, and lifelong learners.**

### **School Information System**

We have landed on a new SIS system, FACTS. This system to have the best reviews, customer service, fit our needs. While we didn't find a "perfect" system, FACTS is one we are excited about with some great things we have not had with schoolspeak.

We intend to start utilizing FACTS in December with enrollment and then have a full data migration and conversion to using FACTS fully August 2026.

### **Staffing**

The following positions are open, and I am actively looking for people:

1. 25/26 School Year Spanish - Preschool- 4th grade
2. 25/26 School Year OLL+ after school care

### **Fundraising**

Rake a Thon- \$58,881 (once all TADS dollars come in). Currently, \$55,910.21 has been collected. **Budget \$59,000**

Annual Fund- \$118,268.86 **budget \$92,000**

~~Keg and Cork - \$0 budget - Net \$9,070 - Canceled. We will need to add this to annual fund.~~

Raffle- \$11,380 **budget Net \$12,000**

Help A Student - \$75,105 **Budget - \$70,000**

Gala- \$70,000 net(still more \$ coming in, yahoo) **budget Net \$60,000**

Fund a Need - Not in budget - \$54,000

## **Strategic Plan Updates**

### **Subject Matter Philosophies-**

The school's subject area philosophy updates have been completed, yay! These will be used in enrollment, marketing material, and staff items.

### **Learner Outcomes for Religion**

Religion teachers are starting to formalize learner outcomes by month and grade. This is in response to a new curriculum and need to better organize the archdiocese provided religion standards.

**Outdoor learning spaces**

Work starting this summer

**Parent Education**

Sarah Winterlin is working with me on adding three parent education sessions next year, utilizing Dr. Jules's parent education sessions.

**Professional Development**

We continue to work with a few different initiatives for coaching with teachers.

1. 3rd and 4th-grade teachers are working with a Bluum coach focusing on Math and number talks. (Covered by CSCOE)
2. Teachers with different focus areas continue to meet with Allie from Northshore Coaching. She is working with us on our differentiation strategy in our strategic plan. (Covered by Title II funding and grants)

- **Marketing/Enrollment Update - Amanda**

**May Enrollment Update:**

Gr.	Current 24/25 Enrollment	25/26 Enrollment as of 5/15	Projected
K	12	14	15
1	21	13	13
2	21	20	21
3	14	17	17
4	12	13	14
5	15	12	12
6	12	13	12
7	9	12	12
8	7	8	9
KR	18	Preschool Total: 27	35
4-5	16		
3-4	11		
<b>total</b>	<b>168</b>	<b>149</b>	<b>160 (+/-5)</b>
Preschool	45	27	35
k-8	123	122	125

Inquiries for the 2025/2026 School Year			
	Number of Inquiries	Tours Scheduled for this month	Tours Complete in this month
24/25	4		4
Sept	3	0	0
Oct	2	1	1
Nov	2	3	3
Dec	3	1	1
Jan	4	3	3
Feb	3	4	4
Mar	2	4	4
April	1	1	2
May	2	3	1
June		1	

**Save Your Spot/Registration** 149 students are currently enrolled for 2025/2026, Unfortunately, that is a decrease of two from last board meeting. While we did have 2 enrollments, we also had one current student leave OLL to home school and one new family (of 3) for next year pull as they purchased a house in EP instead of Westonka as they originally planned. I do have 4 students who have not saved their spot that I believe will return and 4 additional students who are a MAYBE.

If you missed the update last month: I have adjusted my preschool count, down to 35. After reaching out to prospective, we are running into parents choosing to wait another year i.e 3 y.o., Mid year Birthdays, and competition with Westonka as they are still NOT full. Typically Westonka mostly waitlisted at this time. We continue to push preschool marketing on Facebook and other areas. After discussion with Becky, If our number stay low, we will move to two preschool classrooms to allow for better socialization and benefit to our students.

I do feel that Westonka being open and not on a waitlist directly affects those numbers. Those who seek OLL just for preschool are at less of a "need" for our services. Hopefully, this translates to a higher retention from Preschool to kindergarten in the future. We can focus our

efforts on continuing to connect with our current families and improving offerings and experiences for long-term happiness of current families. (Thank you for being here)!!!

Please remember that we have our referral program right now. You will receive \$250 towards your tuition if you refer a new family to OLL who start this Fall of 2025.



#### Enrollment/Retention:

##### **We have had a busy month for community events**

- Mother Son All Star Night was May 2nd- Hi Five Sports EP- Roughly 70 in attendance
- Mothers Brunch and May Crowning was May 7th- Appx. 20 moms attended
- Dads at the door was May 9th - Best Yest- Appx. 45
- Bike Safety Rodeo - May 13th with Orono Police Dept was May 13th- Appx 50 Children in attendance plus parents :)

#### Upcoming Retension:

- Twins Game with MS signing on May 20th
- Last Day of School Sign for 6/3
- Kindergarten Signing Day for incoming Kinders 6/4

Planning Summer Aquatic Days, Parade items for Spirit of the Lakes, Ordering New Family Signs, Tshirts and other swag items for next year.

#### **Marketing items:**

- New St Boni Crown College baseball field banner sponsorship went up in April
- Lake Minnetonka Map Ad
- Welcome Neighbor Preschool Directory Ad Renewed- Designing a new postcard to send to these families this summer.
- Counter Mate at Jubilee NEW ad install for May.
- Mailing to large developments with preschool and enrollment info in June.
- Ordering 5 new 14 ft enrollment flags to be installed before Spirit of the Lakes





Please vote and Help Us Spread the Love for OLL by nominating OLL in the Laker Pioneer "Best of the West Lakes" contest in the 🏆 Best of Education 🏆 categories. You can nominate Our Lady of the Lake School once per day from May 10 – May 31!

- ✅ Help us keep our streak running by nominating us for our previously awarded Best Of categories:
- Best Preschool
  - Best Private School
  - Best Summer Camp
  - Best Principal – Becky Kennedy
  - Best Teacher – (your favorite OLL teacher!)
  - And nominate Our Lady of the Lake Church for Best Vacation Bible School!

Nominate here <https://apqecm.secondstreetapp.com/Best-of-West-Lakes-2025/>

📧 The first time you submit, be sure to check your email for a verification link so your nominations count.

THANK YOU for helping share the light and love of OLL with the West Lakes community!

- **Finance Update - Brian/Allyse**

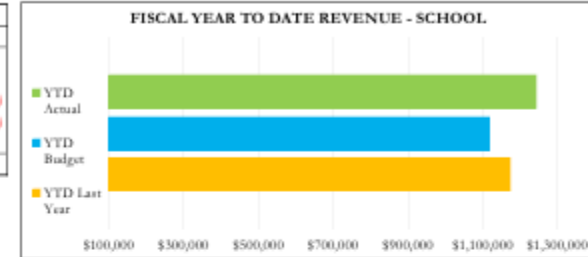
The April books are not closed yet, so the April summary will be available at the June meeting.



### March 31, 2025 FINANCIAL DASHBOARD

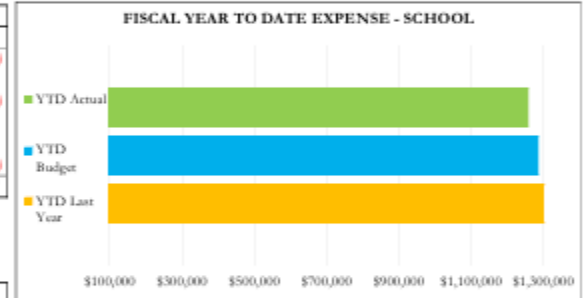
#### SCHOOL INCOME

	Monthly			Year to Date			Year to Date Last Year	
	Actual	Budget	Variance	Actual	Budget	Variance	YTD Last Year	Variance
Tuition Revenue	\$22,139	\$37,169	(\$15,030)	\$449,057	\$473,016	(\$23,959)	\$435,856	\$13,201
Elementary	\$15,475	\$7,387	\$8,088	\$150,777	\$85,031	\$65,746	\$102,879	\$47,898
PreSchool	\$20,037	\$22,446	(\$2,409)	\$215,189	\$207,546	\$7,643	\$234,319	(\$19,130)
School Development	\$13,899	\$17,578	(\$3,679)	\$278,260	\$215,541	\$62,919	\$307,984	(\$29,724)
Extended Day	\$9,805	\$13,627	(\$3,822)	\$148,479	\$135,387	\$13,092	\$92,910	\$55,569
<b>Total</b>	<b>\$81,354</b>	<b>\$98,207</b>	<b>(\$16,852)</b>	<b>\$1,241,761</b>	<b>\$1,116,321</b>	<b>\$125,441</b>	<b>\$1,173,948</b>	<b>\$67,813</b>

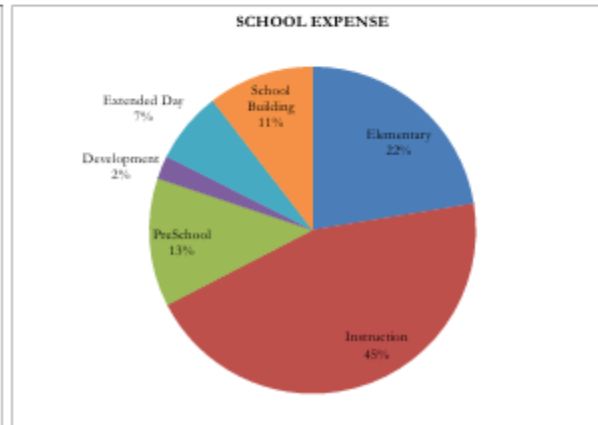
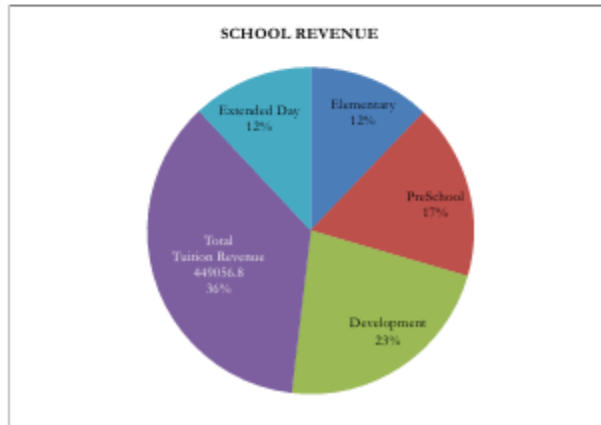


#### SCHOOL EXPENSE

	Monthly			Year to Date			Year to Date Last Year	
	Actual	Budget	Variance	Actual	Budget	Variance	YTD Last Year	Variance
School Building	\$12,235	\$13,802	\$1,567	\$131,650	\$139,952	\$8,301	\$119,246	(\$12,404)
Instructional	\$57,977	\$61,374	\$3,396	\$567,287	\$560,146	(\$7,141)	\$615,687	\$48,400
Elementary	\$32,424	\$27,683	(\$4,741)	\$282,710	\$248,415	(\$34,295)	\$231,129	(\$51,581)
PreSchool	\$18,938	\$19,481	\$544	\$160,188	\$180,211	\$20,022	\$192,824	\$32,636
School Development	\$2,302	\$11,370	\$9,069	\$29,023	\$76,812	\$47,789	\$100,841	\$71,818
Extended Day	\$8,604	\$6,032	(\$2,571)	\$89,839	\$83,303	(\$6,535)	\$60,266	(\$29,573)
<b>Total</b>	<b>\$132,479</b>	<b>\$139,742</b>	<b>\$7,263</b>	<b>\$1,260,697</b>	<b>\$1,288,839</b>	<b>\$28,142</b>	<b>\$1,319,993</b>	<b>\$59,296</b>



School Operating Net Income	(\$51,125)	(\$41,536)	(\$9,590)	(\$18,936)	(\$172,518)	\$153,582	(\$146,045)	\$127,109
-----------------------------	------------	------------	-----------	------------	-------------	-----------	-------------	-----------



#### Summary Comments: School

Favorable variance - FYTD vs FYTD budget - due to receipt of grant \$ received for the school year in Sept and Favorable Annual fund drive.

- Fundraising/PTO Update

- **Parent/Community Comments and Questions**

- To ensure the school board is responsive to parent questions and to provide a formal mechanism for parent/community feedback we invite interested parties to provide feedback to the board.
- To help ensure accurate note-keeping we ask that speakers address a single topic at a time, and limit their comments to 3 minutes when possible.
- Any written feedback to the board or background information related to may be sent to Brian Govern or Becky Kennedy ahead of the meeting for distribution to the board.

- **Old Business**

- Bylaw updates

- **New Business/Open Discussion**

- Lord Renew Your Church Capital Campaign
- Principal Evaluation at June Meeting
  - i. [List of Core Competencies for Catholic School Principals](#)
  - ii. [Evaluation Form](#)
- Self Evaluation for the Board coming up in August.
- Newly Elected Board Members
  - i. New Member Orientation in July
- August Board Meeting Date
-